

TECHNICAL SHEET

A1-7Y

Standard Reciprocating SERIES

LEGAL DISCLAIMER:

While Frascold has made every effort at the time of publication to ensure the accuracy of the information provided herein, product specifications and performances could be subject to change without notice.



Technical data - A1-7Y



Number of pistons		2
Nominal motor power	HP	1
Nominal motor power	kW	0,7
Displacement @ (1450 rpm - 50 Hz)	m ³ /h	6,9
Displacement @ (1740 rpm - 60 Hz)	m ³ /h	8,3
Power supply	V/ph/Hz/Connection	400/3/50/DOL-STAR
MRA	A	3,7
LRA	A	13,6
LRA DOL	A	null
Power supply	V/ph/Hz/Connection	230/3/50/DOL-DELTA
MRA	A	6,4
LRA	A	23,6
LRA DOL	A	null
Maximum frequency	Hz	87
Minimum frequency	Hz	30
Net weight	kg	36
Lubricant		FRASCOLD POE32
Oil charge	l	1
Maximum operating pressure HP	bar	30
Maximum static pressure LP	bar	20,5
Capacity step	%	100

Standard accessories - A1-7Y



Suction and discharge valves with soldering connection

Packing ensuring proper handling and protection

IP56 terminal box

Oil level sight glass(es)

Electronic protection module INT69

T00ECA01A

Rubber vibration dampers (4 pcs)

Nitrogen protective charge

Optional accessories - A1-7Y

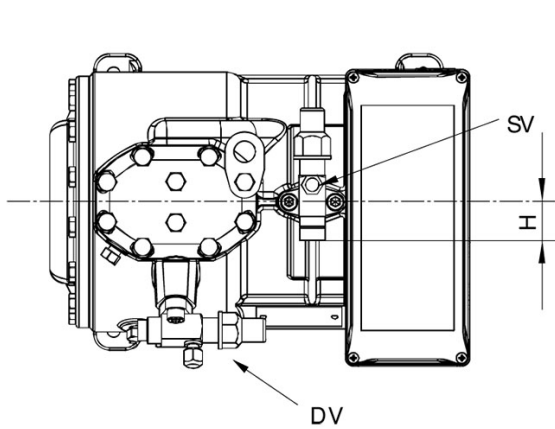
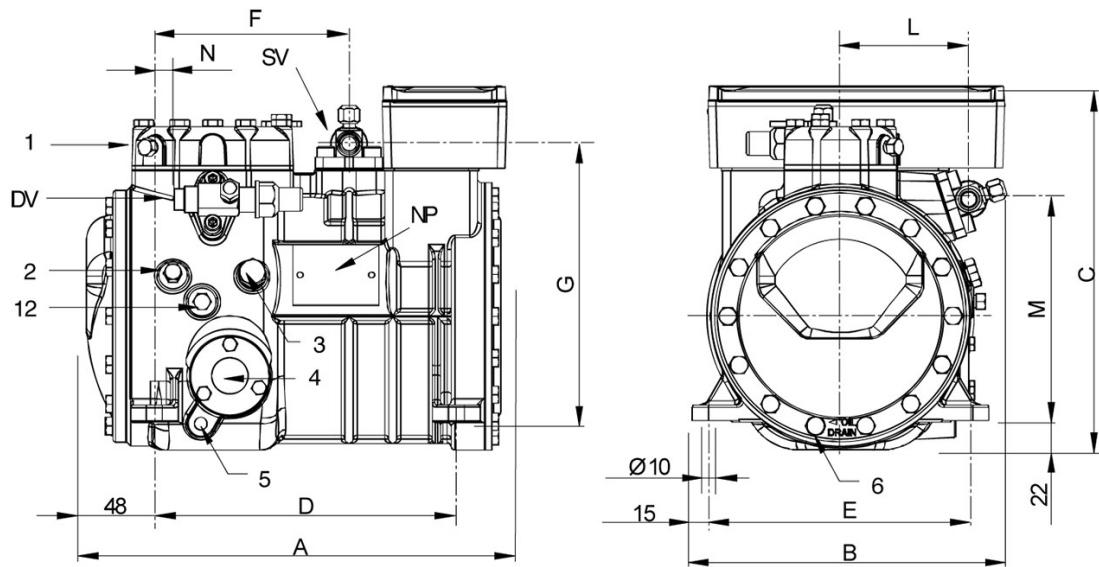
Special voltage for electrical motor

Crankcase heater

Head Cooling Fan

Oil Equalizing Fitting with valve

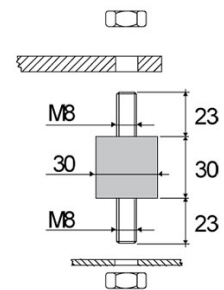
Special painting



Supporto antivibrante

Vibration absorber

Vibrationsabsorber



Position and connections:

SV: Suction Valve	mm	16
SV: Suction Valve	inch	5/8"
DV: Discharge valve	mm	12,7
DV: Discharge valve	inch	1/2"
A: Length	mm	317
B: Width	mm	237
C: Height	mm	275
D: Base mounting	mm	234
E: Base mounting	mm	194
F: Suction Valve	mm	150
G: Suction Valve	mm	209
H: Suction Valve	mm	29
L: Discharge valve	mm	97
M: Discharge valve	mm	167
N: Discharge valve	mm	18
1: High pressure connection		1/8" NPT
2: Low pressure connection		1/8" NPT
3: Oil charge plug		1/4" GAS
4: Oil level sight glass		-
5: Crankcase heater seat		-
6: Oil drain plug		M8 x 22
12: Oil return plug		1/8" NPT
NP: Nameplate		-